



SJR

Scimago Journal & Country Rank

Enter Journal Title, ISSN or Publisher Name



Home

Journal Rankings

Country Rankings

Viz Tools

Help

About Us



# Technology for Change Asia '23

Book No

Economist Impact

## AIP Conference Proceedings

COUNTRY

United States

SUBJECT AREA AND CATEGORY

Physics and Astronomy

└ Physics and Astronomy (miscellaneous)

PUBLISHER

American Institute of

H-INDEX

75

Sigma-Aldrich®

Unleash the Impossible

# Submit paper for publicat

ugc care journal policy how to  
publish paper with free of cost  
publication journal

× ⓘ

IJNRD Re

## PUBLICATION TYPE

Conferences and Proceedings

## ISSN

0094243X, 15517616

## COVERAGE

1973-1978,  
1983-1984,  
1993, 2000-  
2001, 2003-  
2021

## INFORMATION

[Homepage](#)

[How to  
publish in  
this journal](#)

[confproc@aip.org](mailto:confproc@aip.org)

# Submit paper for publication


ugc care journal policy how to publish  
paper with free of cost publication journal



IJNRD Re

## SCOPE

Today, AIP Conference Proceedings contain over 100,000 articles published in 1700+ proceedings and is growing by 100 volumes every year. This substantial body of scientific literature is testament to our 40-year history as a world-class publishing partner, recognized internationally and trusted by conference organizers worldwide. Whether you are planning a small specialist workshop or organizing the largest international conference, contact us, or read these testimonials, to find out why so many organizers publish with AIP Conference Proceedings.


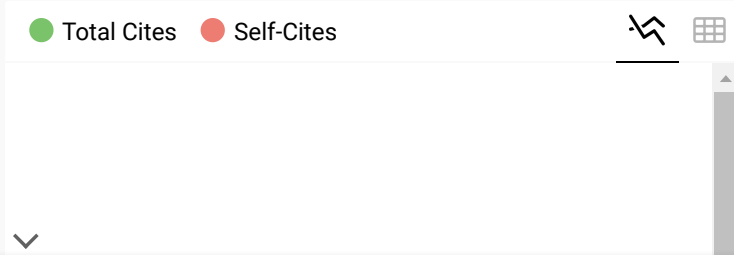
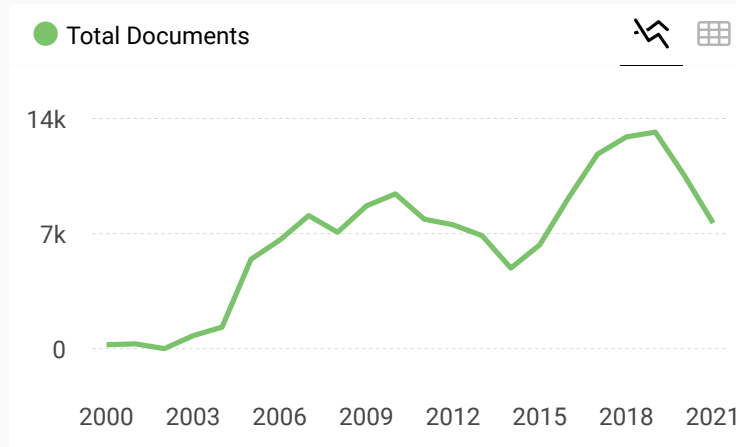
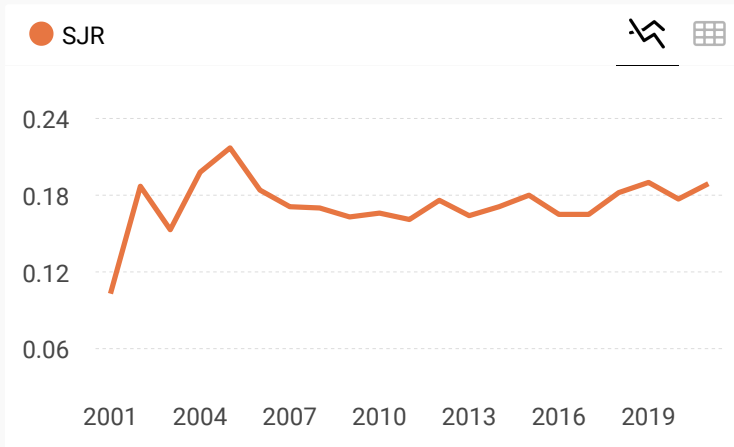
 Join the conversation about this journal

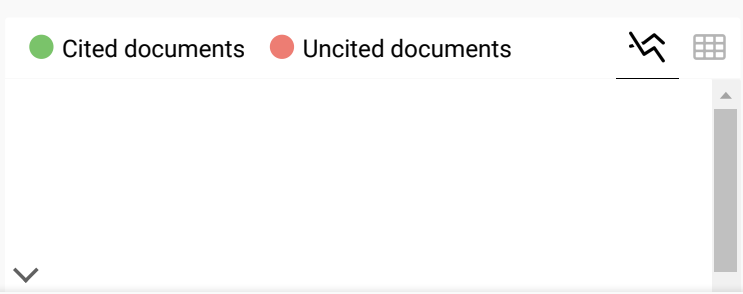
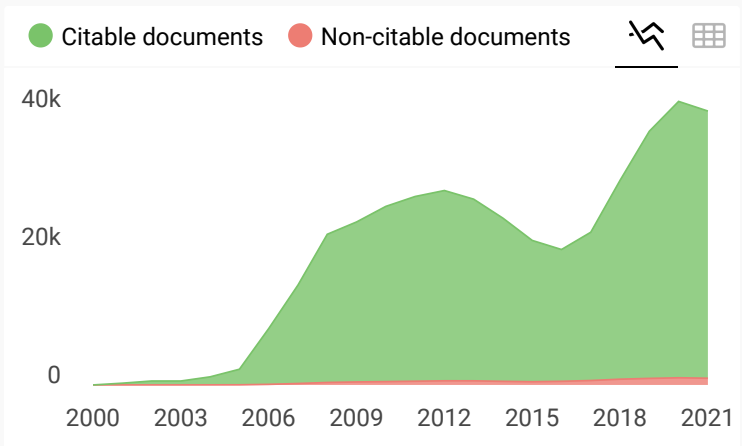
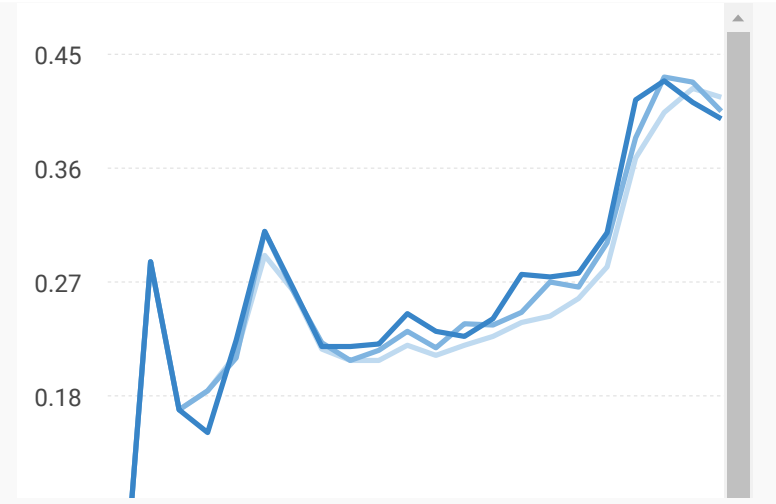
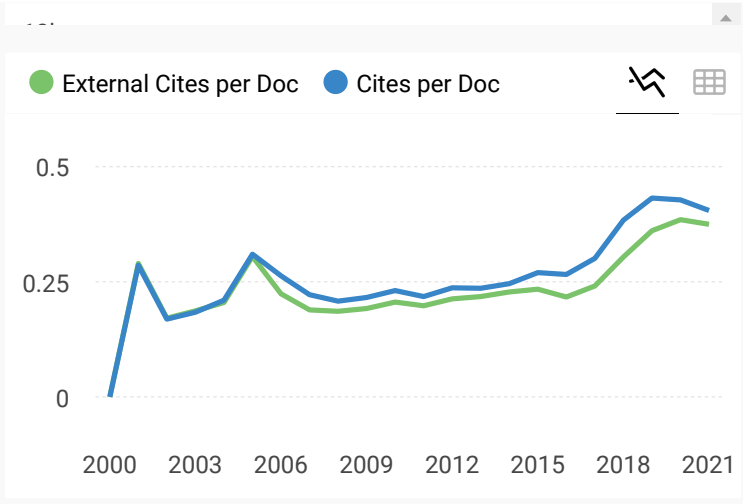


# Submit paper for publication

Open

IJNRD Research Journal





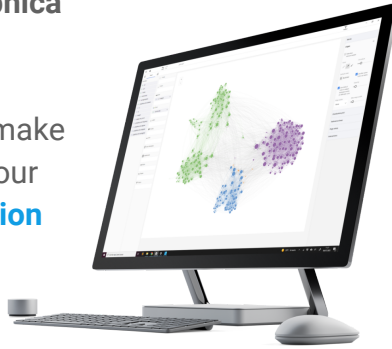
**AIP Conference Proceedings** ← Show this widget in your own website

Not yet assigned quartile

Just copy the code below and paste within your html code:

 **SCImago Graphica**

Explore, visually communicate and make sense of data with our **new data visualization tool.**



Metrics based on Scopus® data as of April 2022

